




4 Bedtime




Unit 4 Bedtime

Lesson 1

- Starter routine.  CD1 track 4
- Play *What's in the box?*
- Play *Where's Mummy?*
- Listen to the *I love you song*.  CD2 track 1
- Play the *Kiss Patch game*.

Worksheet 1 Page 41

- Match Mummy, Daddy, Brother and Sister. Then colour the photo frame.
 - Point to Mummy, Daddy, Brother and Sister.
-
- Bye-bye routine.  CD1 track 8

I love you song


Where's Daddy?
Here I am! Here I am!
I love you!

Where's Mummy?
Here I am! Here I am!
I love you!

Where's Brother?
Here I am! Here I am!
I love you!




Where's Sister?
Here I am! Here I am!
I love you!

Where's Patch?
Here I am! Here I am!
I love you!





Unit 4 Bedtime

Lesson 2

- Starter routine.  CD1 track 4
- Sing the *I love you song*.  CD2 track 1
- Listen to the *Goodnight story*.  CD2 track 3
- Play *Mummy's in bed*.
- Play *Find the family*.
- Play *Abracadabra... Mummy!*




Worksheet 2 Page 43

- Stick on Daddy, Sister and Brother. Then colour Mummy red.
- Sing the *I love you song* and point to Daddy, Mummy, Brother, Sister and Patch.  CD2 track 1
- Bye-bye routine.  CD1 track 8




Unit 4 Bedtime

Lesson 3

- Starter routine.  CD1 track 4
- Sing the *I love you song*.  CD2 track 1
- Listen to the *Five in the bed song*.  CD2 track 4
- Play the *Counting game*.

Worksheet 3 Page 45

- Match the family members.
 - Count the family members.
-
- Bye-bye routine.  CD1 track 8

Five in the bed song

1, 2, 3, 4, 5
Five in the bed
And Patch says
Roll over! Roll over!
They all roll over
And Daddy falls out. Ow!

1, 2, 3, 4
Four in the bed
And Patch says
Roll over! Roll over!
They all roll over
And Mummy falls out. Ow!

1, 2, 3
Three in the bed
And Patch says
Roll over! Roll over!
They all roll over
And Sister falls out. Ow!

1, 2
Two in the bed
And Patch says
Roll over! Roll over!
They all roll over
And Brother falls out. Ow!

1
One in the bed
And Patch says
Goodnight!



Unit 4 Bedtime

Lesson 4

- Starter routine. 🎧 CD1 track 4
- Listen to the *Goodnight story*. 🎧 CD2 track 3
- Sing the *Five in the bed song*. 🎧 CD2 track 4
- Play *How many fingers?*
- Play *Jump in, jump out*.
- Play the *Bed mime game*.




Worksheet 4 Page 47

- Draw yourself in the bed.
 - Point to who's in bed. Then point to who's out of bed.
-
- Bye-bye routine. 🎧 CD1 track 8




Unit 4 Bedtime

Lesson 5

- Starter routine.  CD1 track 4
- Sing the *Five in the bed song*.  CD2 track 4
- Listen to the *Goodnight story song*.  CD2 track 6
- Play with the poster.
- Play *Who's wearing green?*
- Play *Find something green*.

Worksheet 5 Page 49

- Colour the bed green. Then colour Mummy red, Daddy yellow and Sister blue.
 - Listen to the *Five in the bed song* and point to the Mummy, Daddy, Brother and Sister.
- Bye-bye routine.  CD1 track 8


Goodnight story song

Mummy, Daddy
1, 2
Can I come in?
All right! Come in!

Mummy, Daddy, Sister
1, 2, 3
Can I come in?
All right! Come in!




Mummy, Daddy, Sister, Brother
1, 2, 3, 4
Can I come in?
All right! Come in!
Mummy, Daddy, Sister, Brother, Patch
1, 2, 3, 4, 5

Roll over!
Ow!
Roll over!
Ow!
Roll over!
Ow!
Roll over!
Ow!
Goodnight!




Unit 4 Bedtime

Lesson 6

- Starter routine.  CD1 track 4
- Sing the *Goodnight story song*.  CD2 track 6
- Do the *Hands up chant*.  CD2 track 7
- Play the *Object grouping game*.

Worksheet 6 Page 51

- Draw circles around the red, blue, yellow and green crayons.
- Count the crayons of each colour.

- Bye-bye routine.  CD1 track 8

Lesson 7

- Remove the family press out.

Lesson 8

- Time for a show with the family press out.